



AUSTRALIAN SUPERBIKE CHAMPIONSHIP

Phillip Island GP Circuit - Vic



OFFICIAL TEST

January 30

SUPERSPORT

Practice 4

PRESENTED BY



Date: 30/01/17
 Event: P12
 Weather: Overcast - 27.0C
 Track: Dry - Temp: 28.0C

Started at: 16:19:59
 Laps: 35 Min
 Starters: 19
 Printed at: 16:58


CLASSIFICATION

Pos	No	Name	Class	Machine	Fastest Lap	On Lap	Behind Prev	Behind Leader	Top Speed
1	12	Mark CHIODO (VIC)		Triumph 675R	1:35.947	6 of 17			267
2	183	Lachlan EPIS (NSW)		Kawasaki ZX6R	1:36.204	12 of 13	.257	.257	269
3	53	Mason COOTE (VIC)		Yamaha YZF-R6	1:37.727	10 of 14	1.523	1.780	255
4	52	Ryan TAYLOR (VIC)		Yamaha YZF-R6	1:37.732	9 of 13	.005	1.785	261
5	70	Sam MULDOON (NSW)		Kawasaki ZX6R	1:37.993	4 of 8	.261	2.046	254
6	27	Nic LIMINTON (SA)		Yamaha YZF-R6	1:38.438	15 of 17	.445	2.491	258
7	82	Chris QUINN (NSW)		Yamaha YZF-R6	1:38.846	7 of 15	.408	2.899	258
8	5	Ted COLLINS (VIC)		Suzuki GSX-R	1:38.875	14 of 16	.029	2.928	260
9	64	Sam CONDON (NSW)		Yamaha YZF-R6	1:38.884	7 of 17	.009	2.937	257
10	7	Tom TOPARIS (NSW)		Kawasaki ZX6R	1:39.250	5 of 18	.366	3.303	260
11	81	Cambridge OLIVIER (ACT)		Yamaha YZF-R6	1:39.309	8 of 14	.059	3.362	257
12	45	Jordan CARLSSON (NSW)		Yamaha YZF-R6	1:39.900	6 of 12	.591	3.953	265
13	58	Callum ALDERSON (VIC)		Yamaha YZF-R6	1:40.424	6 of 16	.524	4.477	262
14	29	Patrick LI (VIC)		Kawasaki ZX6R	1:40.961	7 of 14	.537	5.014	258
15	71	Lincoln GILDING (QLD)		Yamaha YZF-R6	1:43.968	13 of 13	3.007	8.021	258
16	22	Matt EDWARDS (QLD)		Triumph 675R	1:44.263	10 of 17	.295	8.316	249
17	56	Jimmy BROADBENT (NSW)		Kawasaki ZX6R	1:45.417	5 of 13	1.154	9.470	254
18	24	Jack DAWES (NSW)		Yamaha YZF-R6	1:45.731	9 of 16	.314	9.784	258
19	46	Aidan HAYES (NSW)		Yamaha YZF-R6	1:45.748	6 of 15	.017	9.801	257

Current best lap for SS class - 1:35.826 by Shannon JOHNSON (VIC) on a Honda CBR-RR set on 16/10/09

Chief Time Keeper - Scott Laing

Clerk of Course - Simon Maas



Computime Race Timing Systems Pty Ltd © 1996
 Licensed to Computime Race Timing Systems
www.computime.com.au

COMPUTIME RACE TIMING SYSTEMS PTY LTD
 9 Timber Lane, Glen Waverley, Vic 3150. Ph : 0418 17 13 17
 E-mail : scott@computime.com.au





AUSTRALIAN SUPERBIKE CHAMPIONSHIP

Phillip Island GP Circuit - Vic

OFFICIAL TEST

January 30

SUPERSPORT

Practice 4

LAP TIMES

PRESENTED BY



Date: 30/01/17
Event: P12
Weather: Overcast - 27.0C
Track: Dry - Temp: 28.0C


Started at: 16:19:59
Laps: 35 Min
Starters: 19
Printed at: 16:58

No	Name	Lap 1	Lap 2	Lap 3	Lap 4	Lap 5	Lap 6	Lap 7	Lap 8	Lap 9	Lap 10
5	Ted COLLINS (VIC)	1:47.168	1:41.568	1:39.625	1:39.685	5:50.611	1:51.165	1:39.649	1:39.830	4:33.945	1:53.754
10		1:39.522	1:40.218	1:39.122	1:38.875	1:39.661	1:44.873				
7	Tom TOPARIS (NSW)	1:51.219	1:40.669	1:39.809	1:39.993	1:39.250	1:39.484	1:39.414	5:02.807	1:45.985	1:42.315
10		1:40.804	1:40.769	3:29.918	1:48.158	1:39.925	1:40.655	1:40.983	1:42.275		
12	Mark CHiodo (VIC)	1:44.426	1:37.193	1:36.899	1:36.935	1:36.048	1:35.947	4:38.128	1:48.919	1:41.689	1:42.593
10		1:40.743	1:40.505	4:13.993	1:42.134	1:37.711	1:37.110	1:41.685			
22	Matt EDWARDS (QLD)	1:52.228	1:46.580	1:46.180	1:45.097	5:48.708	1:53.864	1:45.738	1:44.751	1:45.166	1:44.263
10		1:44.286	1:44.861	1:45.166	1:44.867	1:45.125	1:45.269	1:46.459			
24	Jack DAWES (NSW)	1:59.124	1:47.265	1:47.800	1:49.681	1:53.095	1:53.953	2:35.960	1:55.586	1:45.731	1:45.989
10		1:46.052	1:57.984	3:05.068	1:58.926	1:47.291	1:47.369				
27	Nic LIMINTON (SA)	1:51.372	1:42.093	1:40.557	1:40.486	1:39.902	1:41.206	1:40.085	1:39.669	1:39.557	4:44.899
10		1:50.289	1:39.663	1:39.426	1:38.831	1:38.438	1:38.486	1:47.423			
29	Patrick LI (VIC)	1:49.015	1:43.198	1:41.740	1:41.669	1:41.030	1:41.190	1:40.961	1:42.416	11:55.702	1:58.614
10		1:42.059	1:42.763	1:43.156	1:43.811						
45	Jordan CARLSSON (NSW)	1:46.034	1:41.422	1:41.059	1:41.457	1:41.258	1:39.900	1:40.866	3:15.644	1:43.087	1:42.032
10		1:40.193	1:40.688								
46	Aidan HAYES (NSW)	1:53.457	1:46.913	1:48.087	2:54.292	1:50.322	1:45.748	1:46.555	1:47.546	1:45.923	1:45.990
10		3:59.720	1:49.919	1:46.938	1:45.894	1:46.444					
52	Ryan TAYLOR (VIC)	2:28.800	1:43.414	1:38.165	1:38.317	1:38.185	14:18.631	1:50.926	1:38.131	1:37.732	1:38.621
10		1:38.204	1:38.208	1:38.230							
53	Mason COOTE (VIC)	1:43.724	3:44.114	1:46.864	1:40.020	1:39.686	1:39.671	10:54.925	1:50.793	1:38.061	1:37.727
10		1:38.267	1:37.829	1:49.576	1:38.448						
56	Jimmy BROADBENT (NSW)	1:57.639	1:47.978	1:47.105	1:47.008	1:45.417	5:36.935	1:56.017	1:45.843	1:45.973	1:47.208
10		1:45.425	4:03.695	1:53.924							
58	Callum ALDERSON (VIC)	1:49.652	1:42.697	1:42.216	1:41.614	1:41.209	1:40.424	1:40.530	6:20.491	1:51.731	1:41.820
10		1:53.332	1:41.193	2:56.557	1:48.948	1:59.351	1:52.687				
64	Sam CONDON (NSW)	1:59.022	1:45.405	1:40.827	1:39.466	1:41.475	1:40.637	1:38.884	1:39.248	5:34.043	1:46.236
10		1:40.021	1:39.868	1:39.477	2:15.206	1:48.526	1:41.523	1:40.738			
70	Sam MULDOON (NSW)	1:46.213	1:38.555	1:38.073	1:37.993	1:54.140	1:39.357	1:39.518	1:39.802		
71	Lincoln GILDING (QLD)	1:53.433	1:45.272	1:45.411	1:45.421	1:44.991	1:44.852	1:45.254	8:38.471	1:55.450	1:44.796
10		1:44.174	1:44.430	1:43.968							
81	Cambridge OLIVIER (ACT)	1:51.407	1:41.909	1:40.770	1:40.667	1:40.484	1:41.959	1:39.964	1:39.309	9:15.298	1:59.805
10		1:41.773	1:40.146	2:50.367	1:56.799						
82	Chris QUINN (NSW)	1:56.400	1:41.490	1:39.074	4:05.686	1:45.226	1:39.065	1:38.846	6:19.529	1:51.170	1:42.131
10		3:18.786	1:45.701	1:39.252	1:43.738	1:39.650					
183	Lachlan EPIS (NSW)	1:51.045	1:38.156	1:37.521	1:37.155	1:36.465	1:36.280	9:53.977	1:45.340	1:36.919	1:38.329
10		1:36.672	1:36.204	1:41.343							

Scott Laing

Chief Time Keeper - Scott Laing

Clerk of Course - Simon Maas



Computime Race Timing Systems Pty Ltd © 1996
Licensed to Computime Race Timing Systems
www.computime.com.au

COMPUTIME RACE TIMING SYSTEMS PTY LTD
9 Timber Lane, Glen Waverley, Vic 3150. Ph : 0418 17 13 17
E-mail : scott@computime.com.au



Date: 30/01/17
 Event: P12
 Weather: Overcast - 27.0C
 Track: Dry - Temp: 28.0C

 Started at: 16:19:59
 Laps: 35 Min
 Starters: 19
 Printed at: 16:58


SPLIT TIMES

Lap	Split 1	Split 2	Split 3	Split 4	Lap Time	Spd	Lap	Split 1	Split 2	Split 3	Split 4	Lap Time	Spd
5 Ted COLLINS (VIC) (8th)							2	23.254	28.538	18.370	27.031	1:37.193	263
1	29.099	30.356	19.512	28.201	1:47.168 P		3	23.231	28.495	18.428	26.745	1:36.899	267
2	25.077	29.702	19.115	27.674	1:41.568	259	4	23.135	28.305	18.650	26.845	1:36.935	260
3	23.873	29.052	19.014	27.686	1:39.625	260	5	22.865	28.158	18.328	26.697	1:36.048	262
4	24.112	28.962	18.922	27.689	1:39.685	258	6	22.782	28.082	18.351	26.732	1:35.947	262
5	24.087	5:26.524			5:50.611	257	7	22.771	4:15.357			4:38.128	263
6	33.051	31.034	19.255	27.825	1:51.165 P		8	30.134	30.931	19.788	28.066	1:48.919 P	
7	23.939	29.045	19.041	27.624	1:39.649	258	9	23.961	29.860	19.644	28.224	1:41.689	256
8	24.105	29.316	18.965	27.444	1:39.830	259	10	24.125	29.858	20.454	28.156	1:42.593	257
9	23.869	29.093	20.711	3:20.272	4:33.945	258	11	23.965	29.525	19.311	27.942	1:40.743	257
10	32.874	33.199	19.191	28.490	1:53.754 P		12	23.956	29.564	19.086	27.899	1:40.505	257
11	23.907	28.883	19.271	27.461	1:39.522	252	13	24.083	29.524	19.247	3:01.139	4:13.993	258
12	23.871	28.840	19.372	28.135	1:40.218	256	14	27.039	28.924	18.898	27.273	1:42.134 P	
13	23.775	28.966	18.824	27.557	1:39.122	255	15	23.391	28.489	18.698	27.133	1:37.711	260
14	23.815	28.724	18.777	27.559	1:38.875	254	16	23.132	28.200	18.565	27.213	1:37.110	256
15	23.880	28.955	18.989	27.837	1:39.661	250	17	23.560	30.022	20.760	27.343	1:41.685	252
16	25.203	31.089	20.170	28.411	1:44.873	244							
7 Tom TOPARIS (NSW) (10th)							22 Matt EDWARDS (QLD) (16th)						
1	31.889	31.157	19.801	28.372	1:51.219 P		1	31.621	31.727	20.312	28.568	1:52.228 P	
2	24.410	29.317	19.249	27.693	1:40.669	258	2	25.392	31.408	20.352	29.428	1:46.580	249
3	24.188	29.061	18.966	27.594	1:39.809	258	3	25.440	31.195	20.428	29.117	1:46.180	240
4	23.932	29.114	19.232	27.715	1:39.993	257	4	25.154	31.013	20.199	28.731	1:45.097	248
5	23.919	28.827	19.032	27.472	1:39.250	259	5	25.264	31.384	20.544	4:31.516	5:48.708	247
6	24.025	28.870	19.026	27.563	1:39.484	260	6	30.083	34.423	20.376	28.982	1:53.864 P	
7	23.912	28.917	19.071	27.514	1:39.414	260	7	25.528	31.123	20.170	28.917	1:45.738	244
8	26.550	32.105	20.313	3:43.839	5:02.807	257	8	25.131	31.158	20.095	28.367	1:44.751	243
9	29.891	29.377	19.130	27.587	1:45.985 P		9	25.155	31.043	20.221	28.747	1:45.166	246
10	23.953	29.740	20.647	27.975	1:42.315	258	10	25.166	30.514	19.978	28.605	1:44.263	245
11	23.988	29.620	19.478	27.718	1:40.804	255	11	25.093	30.711	19.965	28.517	1:44.286	244
12	24.084	29.573	19.431	27.681	1:40.769	258	12	25.195	30.759	20.176	28.731	1:44.861	246
13	24.213	29.270	19.602	2:16.833	3:29.918	260	13	25.366	31.116	20.040	28.644	1:45.166	246
14	31.432	29.466	19.196	28.064	1:48.158 P		14	25.104	30.614	20.190	28.959	1:44.867	245
15	24.085	29.113	19.042	27.685	1:39.925	256	15	25.270	30.916	20.076	28.863	1:45.125	242
16	24.053	29.348	19.081	28.173	1:40.655	256	16	25.418	31.008	19.956	28.887	1:45.269	242
17	24.209	28.870	19.473	28.431	1:40.983	249	17	25.551	31.344	20.111	29.453	1:46.459	235
18	24.556	29.841	19.435	28.443	1:42.275	244	24 Jack DAWES (NSW) (18th)						
12 Mark CHIDO (VIC) (1st)							1	31.665	35.460	22.421	29.578	1:59.124 P	
1	27.443	30.355	19.135	27.493	1:44.426 P		2	25.222	31.860	21.035	29.148	1:47.265	254
							3	25.436	31.953	21.297	29.114	1:47.800	252



Chief Time Keeper - Scott Laing

Clerk of Course - Simon Maas


 Computime Race Timing Systems Pty Ltd © 1996
 Licensed to Computime Race Timing Systems
www.computime.com.au
COMPUTIME RACE TIMING SYSTEMS PTY LTD
 9 Timber Lane, Glen Waverley, Vic 3150. Ph : 0418 17 13 17
 E-mail : scott@computime.com.au


Date: 30/01/17
 Event: P12
 Weather: Overcast - 27.0C
 Track: Dry - Temp: 28.0C

 Started at: 16:19:59
 Laps: 35 Min
 Starters: 19
 Printed at: 16:58

SPLIT TIMES

Lap	Split 1	Split 2	Split 3	Split 4	Lap Time	Spd	Lap	Split 1	Split 2	Split 3	Split 4	Lap Time	Spd
4	25.647	33.156	21.877	29.001	1:49.681	254	7	24.121	29.338	19.579	27.923	1:40.961	253
5	26.361	36.079	20.999	29.656	1:53.095	251	8	24.392	29.864	19.834	28.326	1:42.416	253
6	26.155	36.098	21.828	29.872	1:53.953	245	9	27.764	41.542	24.703	10:21.693	11:55.702	254
7	25.360	34.639	23.220	1:12.741	2:35.960	249	10	33.961	36.343	20.001	28.309	1:58.614 P	
8	33.653	31.853	20.993	29.087	1:55.586 P		11	24.582	29.438	19.615	28.424	1:42.059	254
9	25.525	31.045	20.469	28.692	1:45.731	251	12	24.804	29.773	19.730	28.456	1:42.763	249
10	26.016	30.883	20.343	28.747	1:45.989	255	13	24.753	29.837	19.754	28.812	1:43.156	247
11	25.651	30.940	20.415	29.046	1:46.052	258	14	25.396	29.765	19.726	28.924	1:43.811	241
12	26.833	39.270	21.095	30.786	1:57.984	241							
13	26.568	35.441	23.207	1:39.852	3:05.068	235	45 Jordan CARLSSON (NSW) (12th)						
14	36.459	32.799	20.677	28.991	1:58.926 P		1	28.268	29.998	19.580	28.188	1:46.034 P	
15	25.329	32.621	20.519	28.822	1:47.291	251	2	24.300	29.571	19.341	28.210	1:41.422	258
16	25.716	31.120	20.814	29.719	1:47.369	247	3	24.168	29.191	19.371	28.329	1:41.059	260
							4	24.223	29.766	19.344	28.124	1:41.457	256
							5	24.136	29.605	19.362	28.155	1:41.258	258
27 Nic LIMINTON (SA) (6th)							6	24.261	28.970	19.279	27.390	1:39.900	257
1	29.971	31.598	19.783	30.020	1:51.372 P		7	24.128	29.287	19.325	28.126	1:40.866	257
2	24.484	29.831	19.517	28.261	1:42.093	255	8	24.174	29.164	19.355	2:02.951	3:15.644	257
3	24.033	29.258	19.066	28.200	1:40.557	255	9	26.641	29.431	19.382	27.633	1:43.087 P	
4	23.951	29.619	19.054	27.862	1:40.486	257	10	23.887	31.240	19.236	27.669	1:42.032	258
5	23.868	29.056	18.892	28.086	1:39.902	258	11	24.180	29.119	19.268	27.626	1:40.193	257
6	24.549	29.448	19.088	28.121	1:41.206	255	12	24.059	29.081	19.399	28.149	1:40.688	254
7	24.038	29.115	19.083	27.849	1:40.085	258							
8	23.900	29.082	18.938	27.749	1:39.669	257	46 Aidan HAYES (NSW) (19th)						
9	23.868	29.087	18.824	27.778	1:39.557	257	1	31.397	32.082	20.375	29.603	1:53.457 P	
10	25.885	39.695	20.293	3:19.026	4:44.899	255	2	25.672	31.469	20.272	29.500	1:46.913	251
11	30.395	31.484	19.954	28.456	1:50.289 P		3	25.843	31.157	20.639	30.448	1:48.087	249
12	24.038	28.970	18.944	27.711	1:39.663	255	4	25.649	31.454	20.823	1:36.366	2:54.292	250
13	23.675	28.971	19.067	27.713	1:39.426	257	5	29.267	31.295	20.448	29.312	1:50.322 P	
14	23.603	28.884	18.749	27.595	1:38.831	255	6	25.214	31.222	20.095	29.217	1:45.748	248
15	23.593	28.593	18.731	27.521	1:38.438	257	7	25.560	31.682	20.350	28.963	1:46.555	249
16	23.633	28.561	18.681	27.611	1:38.486	255	8	25.953	32.017	20.375	29.201	1:47.546	250
17	23.767	35.753	19.655	28.248	1:47.423	252	9	25.438	31.048	20.561	28.876	1:45.923	250
							10	25.546	31.159	20.317	28.968	1:45.990	257
29 Patrick LI (VIC) (14th)							11	25.365	31.059	20.249	2:43.047	3:59.720	256
1	29.927	30.645	19.936	28.507	1:49.015 P		12	28.635	31.296	20.572	29.416	1:49.919 P	
2	24.578	30.025	19.824	28.771	1:43.198	258	13	25.603	31.556	20.641	29.138	1:46.938	249
3	24.636	29.598	19.566	27.940	1:41.740	254	14	25.268	31.207	20.105	29.314	1:45.894	250
4	24.220	29.673	19.560	28.216	1:41.669	254	15	25.638	30.880	20.572	29.354	1:46.444	248
5	24.054	29.763	19.398	27.815	1:41.030	255							
6	24.153	29.459	19.614	27.964	1:41.190	252							



Chief Time Keeper - Scott Laing

Clerk of Course - Simon Maas



Computime Race Timing Systems Pty Ltd © 1996

Licensed to Computime Race Timing Systems

www.computime.com.au
COMPUTIME RACE TIMING SYSTEMS PTY LTD

9 Timber Lane, Glen Waverley, Vic 3150. Ph : 0418 17 13 17

E-mail : scott@computime.com.au



Date: 30/01/17
 Event: P12
 Weather: Overcast - 27.0C
 Track: Dry - Temp: 28.0C

 Started at: 16:19:59
 Laps: 35 Min
 Starters: 19
 Printed at: 16:58


SPLIT TIMES

Lap	Split 1	Split 2	Split 3	Split 4	Lap Time	Spd	Lap	Split 1	Split 2	Split 3	Split 4	Lap Time	Spd
52 Ryan TAYLOR (VIC) (4th)							9	26.111	30.447	20.456	28.959	1:45.973	254
1	27.181	29.122	19.417	1:13.080	2:28.800 P		10	25.707	31.477	20.504	29.520	1:47.208	253
2	27.946	29.027	18.982	27.459	1:43.414 P		11	25.805	30.362	20.274	28.984	1:45.425	254
3	23.606	28.529	18.827	27.203	1:38.165	260	12	25.371	32.728	20.339	2:45.257	4:03.695	254
4	23.599	28.609	18.889	27.220	1:38.317	261	13	31.635	31.562	21.151	29.576	1:53.924 P	
5	23.651	28.454	18.824	27.256	1:38.185	261	58 Callum ALDERSON (VIC) (13th)						
6	23.625	28.585	20.220	13:06.201	14:18.631	260	1	30.359	30.573	19.845	28.875	1:49.652 P	
7	33.989	30.466	19.152	27.319	1:50.926 P		2	24.406	30.142	19.518	28.631	1:42.697	260
8	23.679	28.494	18.883	27.075	1:38.131	260	3	24.485	29.578	19.573	28.580	1:42.216	262
9	23.475	28.297	18.795	27.165	1:37.732	261	4	24.140	29.770	19.354	28.350	1:41.614	259
10	23.425	29.051	18.946	27.199	1:38.621	260	5	24.024	29.676	19.219	28.290	1:41.209	259
11	23.644	28.370	18.997	27.193	1:38.204	260	6	23.905	29.179	19.343	27.997	1:40.424	258
12	23.614	28.243	18.666	27.685	1:38.208	257	7	23.757	29.464	19.131	28.178	1:40.530	258
13	23.789	28.358	18.735	27.348	1:38.230	251	8	23.874	5:56.617			6:20.491	258
53 Mason COOTE (VIC) (3rd)							9	32.025	31.233	20.015	28.458	1:51.731 P	
1	26.719	29.455	19.336	28.214	1:43.724 P		10	24.516	29.767	19.293	28.244	1:41.820	261
2	27.043	32.669	22.832	2:21.570	3:44.114	232	11	24.056	41.140	19.592	28.544	1:53.332	258
3	29.754	29.641	19.587	27.882	1:46.864 P		12	24.007	29.847	19.234	28.105	1:41.193	258
4	24.166	28.996	19.229	27.629	1:40.020	255	13	23.819	29.495	19.304	1:43.939	2:56.557	257
5	24.173	28.769	19.119	27.625	1:39.686	255	14	30.349	30.093	19.659	28.847	1:48.948 P	
6	24.134	28.726	19.026	27.785	1:39.671	255	15	24.538	46.761	19.602	28.450	1:59.351	255
7	25.488	36.948	20.854	9:31.635	10:54.925	254	16	24.948	38.890	19.738	29.111	1:52.687	248
8	32.827	30.980	19.379	27.607	1:50.793 P		64 Sam CONDON (NSW) (9th)						
9	23.820	28.200	18.787	27.254	1:38.061	255	1	32.050	34.581	22.002	30.389	1:59.022 P	
10	23.739	28.122	18.663	27.203	1:37.727	255	2	25.988	31.137	19.826	28.454	1:45.405	250
11	23.960	28.440	18.812	27.055	1:38.267	255	3	24.105	29.653	19.266	27.803	1:40.827	254
12	23.771	28.311	18.764	26.983	1:37.829	254	4	23.699	29.002	19.047	27.718	1:39.466	253
13	23.712	39.808	18.839	27.217	1:49.576	253	5	23.518	28.973	20.083	28.901	1:41.475	254
14	23.977	28.230	18.887	27.354	1:38.448	248	6	24.767	29.109	19.126	27.635	1:40.637	257
56 Jimmy BROADBENT (NSW) (17th)							7	23.425	28.914	18.949	27.596	1:38.884	255
1	34.372	31.937	21.358	29.972	1:57.639 P		8	23.600	28.990	18.936	27.722	1:39.248	254
2	26.235	31.301	20.981	29.461	1:47.978	252	9	24.040	30.993	20.660	4:18.350	5:34.043	253
3	26.163	30.874	20.744	29.324	1:47.105	252	10	28.099	30.279	19.685	28.173	1:46.236 P	
4	25.971	30.623	21.063	29.351	1:47.008	252	11	23.902	29.011	19.310	27.798	1:40.021	252
5	25.696	30.430	20.358	28.933	1:45.417	252	12	23.764	29.008	18.999	28.097	1:39.868	252
6	25.791	31.354	21.384	4:18.406	5:36.935	253	13	23.527	29.022	19.143	27.785	1:39.477	252
7	34.237	31.431	20.812	29.537	1:56.017 P		14	23.674	29.507	20.086	1:01.939	2:15.206	252
8	25.593	30.828	20.458	28.964	1:45.843	253	15	30.945	30.656	19.131	27.794	1:48.526 P	



Chief Time Keeper - Scott Laing

Clerk of Course - Simon Maas


 Computime Race Timing Systems Pty Ltd © 1996
 Licensed to Computime Race Timing Systems
www.computime.com.au
COMPUTIME RACE TIMING SYSTEMS PTY LTD
 9 Timber Lane, Glen Waverley, Vic 3150. Ph : 0418 17 13 17
 E-mail : scott@computime.com.au


Date: 30/01/17
 Event: P12
 Weather: Overcast - 27.0C
 Track: Dry - Temp: 28.0C

 Started at: 16:19:59
 Laps: 35 Min
 Starters: 19
 Printed at: 16:58


SPLIT TIMES

Lap	Split 1	Split 2	Split 3	Split 4	Lap Time	Spd	Lap	Split 1	Split 2	Split 3	Split 4	Lap Time	Spd
16	23.692	29.561	19.510	28.760	1:41.523	250	11	24.189	29.634	19.296	28.654	1:41.773	254
17	24.394	29.016	19.055	28.273	1:40.738	240	12	24.083	29.050	19.122	27.891	1:40.146	254
							13	1:17.841	1:32.526			2:50.367	254
							14	32.389	32.821	21.088	30.501	1:56.799	P
70 Sam MULDOON (NSW) (5th)							82 Chris QUINN (NSW) (7th)						
1	29.218	30.527	18.988	27.480	1:46.213	P	1	32.706	33.742	20.462	29.490	1:56.400	P
2	23.824	28.966	18.780	26.985	1:38.555	253	2	24.981	29.831	19.153	27.525	1:41.490	254
3	23.511	28.834	18.643	27.085	1:38.073	252	3	23.846	28.754	18.771	27.703	1:39.074	258
4	23.445	28.777	18.848	26.923	1:37.993	251	4	46.816	44.699	19.426	2:14.745	4:05.686	257
5	23.333	28.458	18.607	43.742	1:54.140	254	5	28.394	29.589	19.324	27.919	1:45.226	P
6	23.646	29.127	18.969	27.615	1:39.357	249	6	23.808	28.853	18.873	27.531	1:39.065	256
7	23.659	29.033	19.039	27.787	1:39.518	252	7	23.823	28.850	18.724	27.449	1:38.846	256
8	24.131	28.833	19.083	27.755	1:39.802	252	8	25.181	32.024	20.600	5:01.724	6:19.529	257
71 Lincoln GILDING (QLD) (15th)							183 Lachlan EPIS (NSW) (2nd)						
1	31.989	31.968	20.292	29.184	1:53.433	P	9	31.201	31.712	19.961	28.296	1:51.170	P
2	25.294	30.799	20.177	29.002	1:45.272	257	10	25.004	29.771	19.458	27.898	1:42.131	247
3	25.353	30.973	20.179	28.906	1:45.411	258	11	23.741	28.576	19.071	2:07.398	3:18.786	257
4	25.232	30.878	20.275	29.036	1:45.421	257	12	28.722	29.617	19.633	27.729	1:45.701	P
5	25.361	30.569	20.084	28.977	1:44.991	257	13	23.806	28.554	19.202	27.690	1:39.252	255
6	25.159	30.603	20.159	28.931	1:44.852	257	14	23.857	32.170	19.631	28.080	1:43.738	249
7	25.237	30.675	20.311	29.031	1:45.254	257	15	23.979	29.029	18.839	27.803	1:39.650	244
8	25.125	30.377	20.268	7:22.701	8:38.471	257							
9	32.878	32.633	20.707	29.232	1:55.450	P	183 Lachlan EPIS (NSW) (2nd)						
10	25.354	30.313	20.198	28.931	1:44.796	249	1	28.553	31.707	21.003	29.782	1:51.045	P
11	24.898	30.264	20.187	28.825	1:44.174	258	2	23.714	28.497	18.733	27.212	1:38.156	263
12	24.991	30.330	20.109	29.000	1:44.430	255	3	23.449	28.446	18.544	27.082	1:37.521	264
13	24.885	29.999	20.087	28.997	1:43.968	255	4	23.225	28.366	18.514	27.050	1:37.155	269
81 Cambridge OLIVIER (ACT) (11th)													
1	30.917	31.485	20.118	28.887	1:51.407	P	5	23.184	28.023	18.378	26.880	1:36.465	269
2	24.379	30.022	19.341	28.167	1:41.909	255	6	22.990	28.017	18.391	26.882	1:36.280	266
3	24.212	29.253	19.291	28.014	1:40.770	253	7	22.988	28.072	19.182	8:43.735	9:53.977	267
4	24.537	29.131	19.222	27.777	1:40.667	252	8	27.214	30.050	20.054	28.022	1:45.340	P
5	24.038	29.286	19.178	27.982	1:40.484	257	9	23.184	28.111	18.574	27.050	1:36.919	262
6	23.959	29.179	20.225	28.596	1:41.959	254	10	23.437	28.878	18.646	27.368	1:38.329	265
7	24.062	29.075	19.144	27.683	1:39.964	254	11	23.028	28.054	18.444	27.146	1:36.672	263
8	23.951	28.813	18.928	27.617	1:39.309	254	12	23.031	27.726	18.436	27.011	1:36.204	263
9	49.561	8:25.737			9:15.298	254	13	23.237	28.506	20.437	29.163	1:41.343	264
10	36.360	31.936	20.156	31.353	1:59.805	P							



Chief Time Keeper - Scott Laing

Clerk of Course - Simon Maas



Computime Race Timing Systems Pty Ltd © 1996

Licensed to Computime Race Timing Systems

www.computime.com.au
COMPUTIME RACE TIMING SYSTEMS PTY LTD

9 Timber Lane, Glen Waverley, Vic 3150. Ph : 0418 17 13 17

E-mail : scott@computime.com.au





AUSTRALIAN SUPERBIKE CHAMPIONSHIP

Phillip Island GP Circuit - Vic

OFFICIAL TEST

January 30

SUPERSPORT

Practice 4

PRESENTED BY



Date: 30/01/17
Event: P12
Weather: Overcast - 27.0C
Track: Dry - Temp: 28.0C

Started at: 16:19:59
Laps: 35 Min
Starters: 19
Printed at: 16:58

FASTEST LAPS SEQUENCE

Race Time	No	Name	Machine	Fastest Lap	On Lap
1:59.261	53	Mason COOTE (VIC)	Yamaha YZF-R6	1:43.724	1
4:14.693	7	Tom TOPARIS (NSW)	Kawasaki ZX6R	1:40.669	2
4:46.077	183	Lachlan EPIS (NSW)	Kawasaki ZX6R	1:38.156	2
4:46.418	12	Mark CHIODO (VIC)	Triumph 675R	1:37.193	2
6:23.317	12	Mark CHIODO (VIC)	Triumph 675R	1:36.899	3
9:36.300	12	Mark CHIODO (VIC)	Triumph 675R	1:36.048	5
11:12.247	12	Mark CHIODO (VIC)	Triumph 675R	1:35.947	6

Scott Laing

Chief Time Keeper - Scott Laing

Clerk of Course - Simon Maas



Computime Race Timing Systems Pty Ltd © 1996
Licensed to Computime Race Timing Systems
www.computime.com.au

COMPUTIME RACE TIMING SYSTEMS PTY LTD
9 Timber Lane, Glen Waverley, Vic 3150. Ph : 0418 17 13 17
E-mail : scott@computime.com.au





AUSTRALIAN SUPERBIKE CHAMPIONSHIP

Phillip Island GP Circuit - Vic



OFFICIAL TEST

January 30

SUPERSPORT

Practice 4

PRESENTED BY



Date: 30/01/17
Event: P12
Weather: Overcast - 27.0C
Track: Dry - Temp: 28.0C

Started at: 16:19:59
Laps: 35 Min
Starters: 19
Printed at: 16:58

BEST PARTIAL TIMES

Pos	Split 1		Split 2		Split 3		Split 4		LAP		Ideal	Fastest
	Name	Time	Name	Time	Name	Time	Name	Time	Name	Time		
1	M. CHIODO	22.771	L. EPIS	27.726	M. CHIODO	18.328	M. CHIODO	26.697	M. CHIODO	1:35.878	1:35.947	
2	L. EPIS	22.988	M. CHIODO	28.082	L. EPIS	18.378	L. EPIS	26.880	L. EPIS	1:35.972	1:36.204	
3	S. MULDOON	23.333	M. COOTE	28.122	S. MULDOON	18.607	S. MULDOON	26.923	S. MULDOON	1:37.321	1:37.993	
4	R. TAYLOR	23.425	R. TAYLOR	28.243	M. COOTE	18.663	M. COOTE	26.983	R. TAYLOR	1:37.409	1:37.732	
5	S. CONDON	23.425	S. MULDOON	28.458	R. TAYLOR	18.666	R. TAYLOR	27.075	M. COOTE	1:37.480	1:37.727	
6	N. LIMINTON	23.593	C. QUINN	28.554	N. LIMINTON	18.681	J. CARLSSON	27.390	N. LIMINTON	1:38.356	1:38.438	
7	J. CARLSSON	23.663	N. LIMINTON	28.561	C. QUINN	18.724	T. COLLINS	27.444	C. QUINN	1:38.468	1:38.846	
8	M. COOTE	23.712	T. COLLINS	28.724	T. COLLINS	18.777	C. QUINN	27.449	T. COLLINS	1:38.720	1:38.875	
9	C. QUINN	23.741	J. CARLSSON	28.777	C. OLIVIER	18.928	T. TOPARIS	27.472	S. CONDON	1:38.871	1:38.884	
10	C. ALDERSON	23.757	C. OLIVIER	28.813	S. CONDON	18.936	N. LIMINTON	27.521	J. CARLSSON	1:38.989	1:39.900	
11	T. COLLINS	23.775	T. TOPARIS	28.827	T. TOPARIS	18.966	S. CONDON	27.596	T. TOPARIS	1:39.177	1:39.250	
12	T. TOPARIS	23.912	S. CONDON	28.914	C. ALDERSON	19.131	C. OLIVIER	27.617	C. OLIVIER	1:39.309	1:39.309	
13	C. OLIVIER	23.951	C. ALDERSON	29.179	J. CARLSSON	19.159	P. LI	27.815	C. ALDERSON	1:40.064	1:40.424	
14	P. LI	24.054	P. LI	29.338	P. LI	19.398	C. ALDERSON	27.997	P. LI	1:40.605	1:40.961	
15	L. GILDING	24.885	L. GILDING	29.999	M. EDWARDS	19.956	M. EDWARDS	28.367	L. GILDING	1:43.793	1:43.968	
16	M. EDWARDS	25.093	J. BROADBEN	30.362	L. GILDING	20.084	J. DAWES	28.692	M. EDWARDS	1:43.930	1:44.263	
17	A. HAYES	25.214	M. EDWARDS	30.514	A. HAYES	20.095	L. GILDING	28.825	J. BROADBE	1:44.940	1:45.417	
18	J. DAWES	25.222	A. HAYES	30.880	J. BROADBEN	20.274	A. HAYES	28.876	A. HAYES	1:45.065	1:45.748	
19	J. BROADBEN	25.371	J. DAWES	30.883	J. DAWES	20.343	J. BROADBEN	28.933	J. DAWES	1:45.140	1:45.731	

Scott Laing

Chief Time Keeper - Scott Laing

Clerk of Course - Simon Maas



Computime Race Timing Systems Pty Ltd © 1996
Licensed to Computime Race Timing Systems
www.computime.com.au

COMPUTIME RACE TIMING SYSTEMS PTY LTD
9 Timber Lane, Glen Waverley, Vic 3150. Ph : 0418 17 13 17
E-mail : scott@computime.com.au





AUSTRALIAN SUPERBIKE CHAMPIONSHIP

Phillip Island GP Circuit - Vic

OFFICIAL TEST

January 30

SUPERSPORT

Combined Practices

PRESENTED BY



MERGED CLASSIFICATION

Date: 30/01/17


Printed at: 16:58

Pos	No	Name	Class	Machine	Event P03	Event P06	Event P09	Event P12	Fastest Lap
1	12	Mark CHIDO (VIC)		Triumph 675R			1:37.320	1:35.947	1:35.947
2	183	Lachlan EPIS (NSW)		Kawasaki ZX6R		1:59.399	1:37.455	1:36.204	1:36.204
3	53	Mason COOTE (VIC)		Yamaha YZF-R6		1:55.040	1:38.934	1:37.727	1:37.727
4	52	Ryan TAYLOR (VIC)		Yamaha YZF-R6	2:16.130	1:58.701	1:37.958	1:37.732	1:37.732
5	70	Sam MULDOON (NSW)		Kawasaki ZX6R	1:50.083	1:51.924	1:39.378	1:37.993	1:37.993
6	27	Nic LIMINTON (SA)		Yamaha YZF-R6		1:53.353	1:39.084	1:38.438	1:38.438
7	64	Sam CONDON (NSW)		Yamaha YZF-R6		1:56.681	1:38.601	1:38.884	1:38.601
8	82	Chris QUINN (NSW)		Yamaha YZF-R6	1:58.138	1:53.656	1:38.602	1:38.846	1:38.602
9	5	Ted COLLINS (VIC)		Suzuki GSX-R	1:59.728	1:56.333	1:39.747	1:38.875	1:38.875
10	7	Tom TOPARIS (NSW)		Kawasaki ZX6R	1:56.292	1:53.493	1:39.077	1:39.250	1:39.077
11	81	Cambridge OLIVIER (ACT)		Yamaha YZF-R6	2:01.668	1:55.446	1:40.705	1:39.309	1:39.309
12	45	Jordan CARLSSON (NSW)		Yamaha YZF-R6	1:53.437	1:55.919	1:39.832	1:39.900	1:39.832
13	58	Callum ALDERSON (VIC)		Yamaha YZF-R6	2:15.637	1:55.935	1:42.561	1:40.424	1:40.424
14	29	Patrick LI (VIC)		Kawasaki ZX6R	2:17.568	1:53.603	1:42.066	1:40.961	1:40.961
15	71	Lincoln GILDING (QLD)		Yamaha YZF-R6	2:24.456	2:00.634	1:45.515	1:43.968	1:43.968
16	22	Matt EDWARDS (QLD)		Triumph 675R	2:00.009	2:10.047	1:45.111	1:44.263	1:44.263
17	56	Jimmy BROADBENT (NSW)		Kawasaki ZX6R		1:57.853	1:46.123	1:45.417	1:45.417
18	24	Jack DAWES (NSW)		Yamaha YZF-R6	2:05.278	1:59.539	1:47.752	1:45.731	1:45.731
19	46	Aidan HAYES (NSW)		Yamaha YZF-R6	2:16.864	2:02.765	1:45.849	1:45.748	1:45.748
20	54	Brendan WILSON (VIC)		Yamaha YZF-R6		1:59.638			1:59.638

Scott Laing

Chief Time Keeper - Scott Laing

Clerk of Course - Simon Maas



Computime Race Timing Systems Pty Ltd © 1996

Licensed to Computime Race Timing Systems

www.computime.com.au

COMPUTIME RACE TIMING SYSTEMS PTY LTD

9 Timber Lane, Glen Waverley, Vic 3150. Ph : 0418 17 13 17

E-mail : scott@computime.com.au

